

WINTER, 2018 STATEWIDE SURVEY RESULTS

www.OhioOmnibusSurvey.com

All Materials and Intellectual Property ©2018 Fallon Research & Communications, Inc.



@OHomnibusSurvey
@FallonResearch

The Ohio Omnibus Survey™ is a quarterly statewide telephone survey conducted of randomly-selected Ohio voters to assess their opinions and preferences about matters of policy, governance and other topics. The interviews are performed by specially-trained opinion research interviewers. Although participants commissioning questions have included trade associations, business and commerce groups, public affairs agencies, government relations agencies, labor unions and political consulting firms, it is open to any public or private organization, association, or committee that wishes to participate, provided that there is no potential conflict of interest with any other questions being asked at the time. In addition to proprietary information for participating organizations, topical questions are often included as a public service to be shared with citizens, interested parties and the general public.

The Ohio Omnibus Survey™

www.OhioOmnibusSurvey.com

All Materials and Intellectual Property ©2018 Fallon Research & Communications, Inc.



@OHOMnibusSurvey
@FallonResearch

Telephone interviews performed by specially-trained opinion research interviewers

Conducted with 801 randomly-selected Ohio voters with histories of voting in recent even-year November general elections or were recent new registrants, using a combination of valid residential, VOIP and cellular telephone listings

+/- 3.46% overall estimated margin of error, with a confidence interval of 6.92% within which the results can vary

January 16 – January 19, 2018

Data was stratified so that the differences in vital characteristics, such as age, race, gender and geography are represented in proportion to their percentages of estimates of the state's general electorate

Due to rounding, not all results add up to 100%, and the data is presented in a different order than the questions were asked

Unless otherwise noted, only statistically-significant differences that were outside the confidence interval for the overall estimated margin of sampling error have been reported in this presentation

Questions were commissioned by The 1984 Society and results are proprietary

Methods

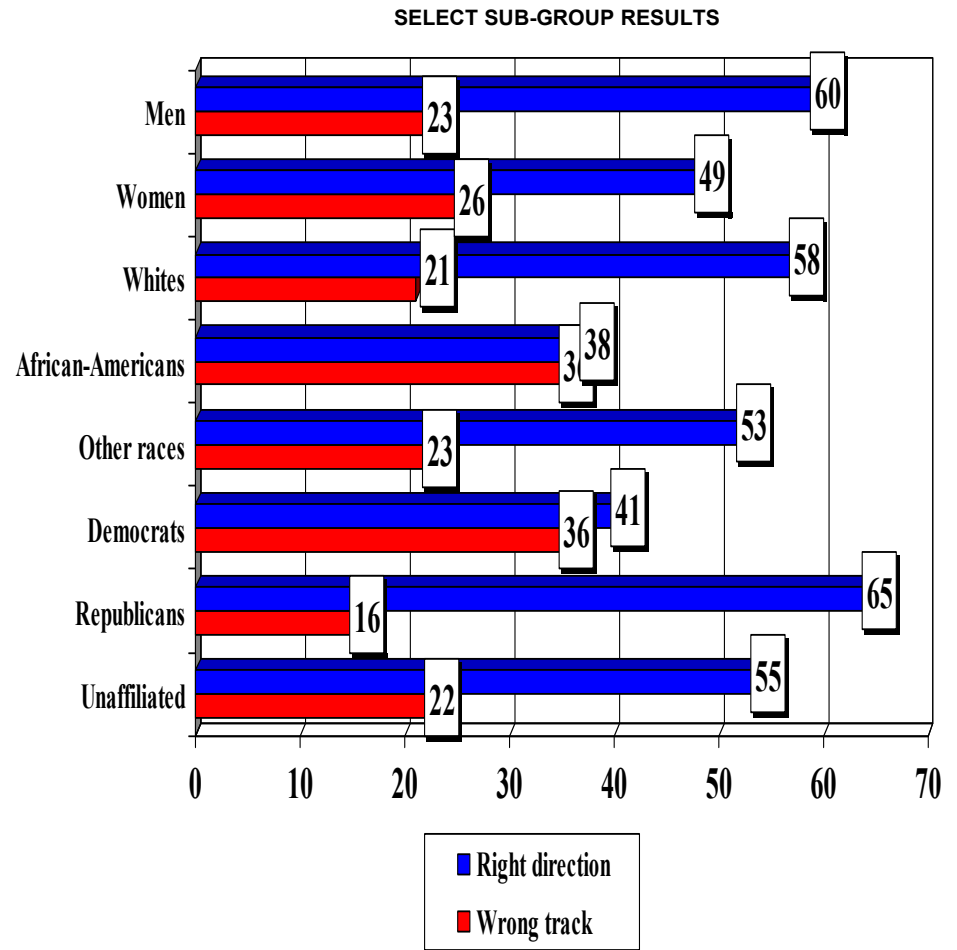
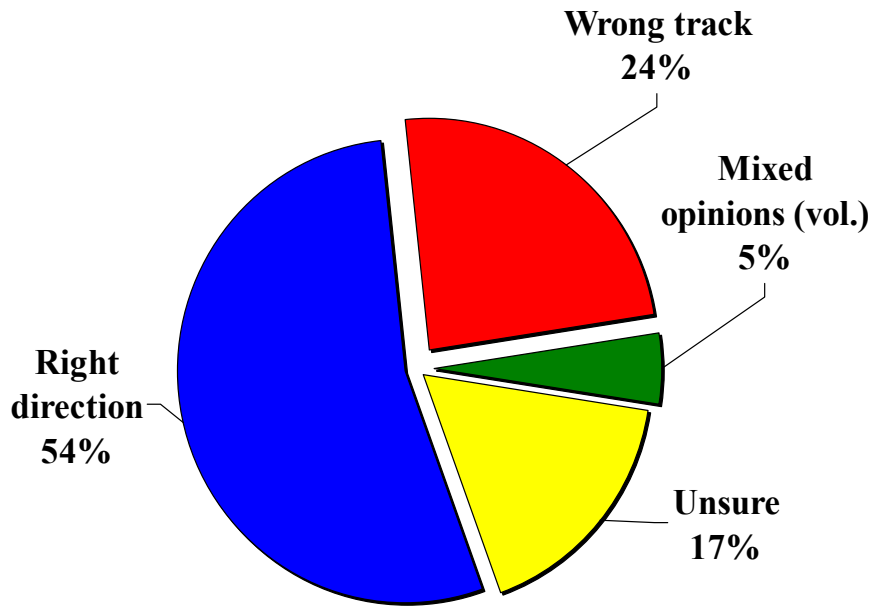
www.OhioOmnibusSurvey.com

All Materials and Intellectual Property ©2018 Fallon Research & Communications, Inc.



@OHomnibusSurvey
@FallonResearch

30% Net Right Direction



Generally speaking, would you say that Ohio is going in the right direction or has it gotten off onto the wrong track?

** Commissioned by Fallon Research & Communications, Inc. and will be publicly released*

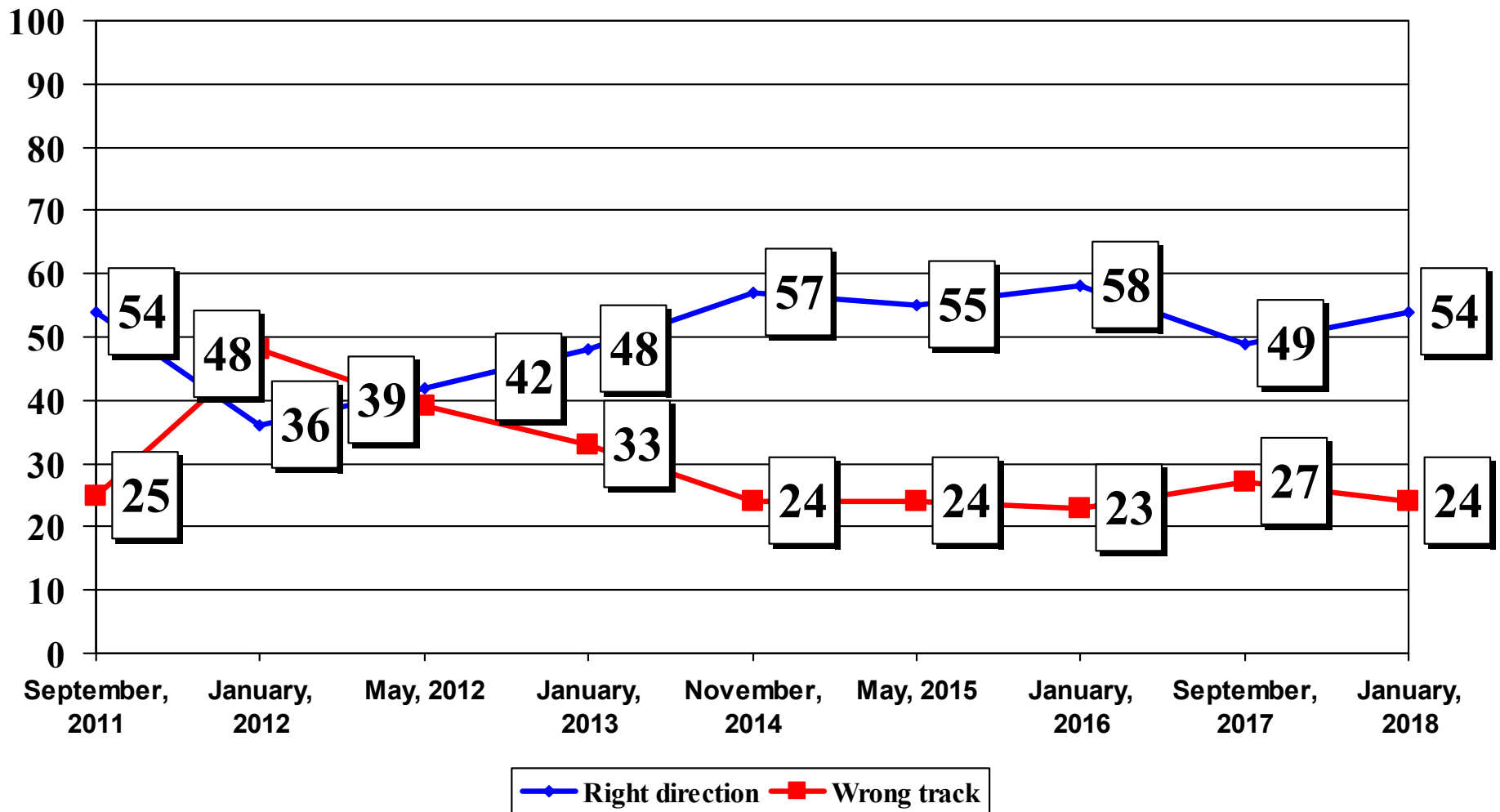
Right Direction*

www.OhioOmnibusSurvey.com

All Materials and Intellectual Property ©2018 Fallon Research & Communications, Inc.



@OHomnibusSurvey
@FallonResearch



Generally speaking, would you say that Ohio is going in the right direction or has it gotten off onto the wrong track?

Right Direction Over Time

www.OhioOmnibusSurvey.com

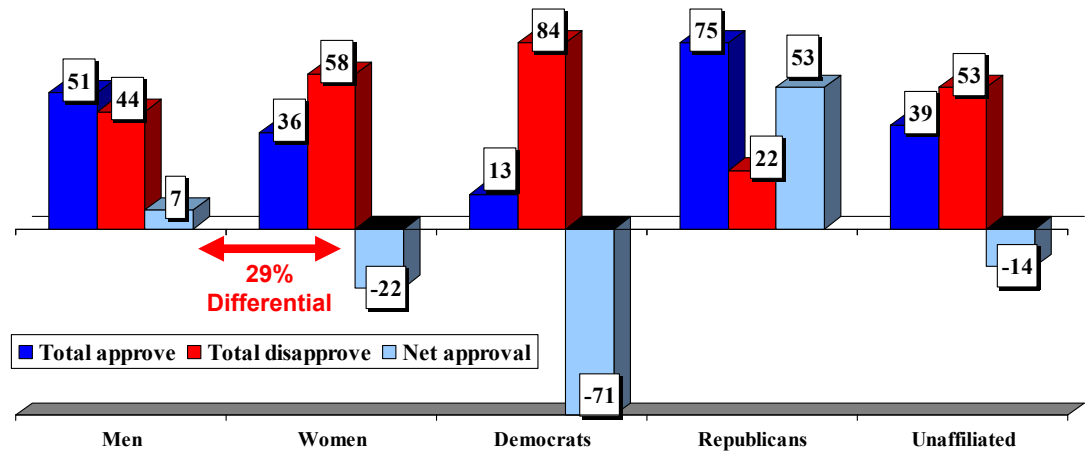
All Materials and Intellectual Property ©2018 Fallon Research & Communications, Inc.



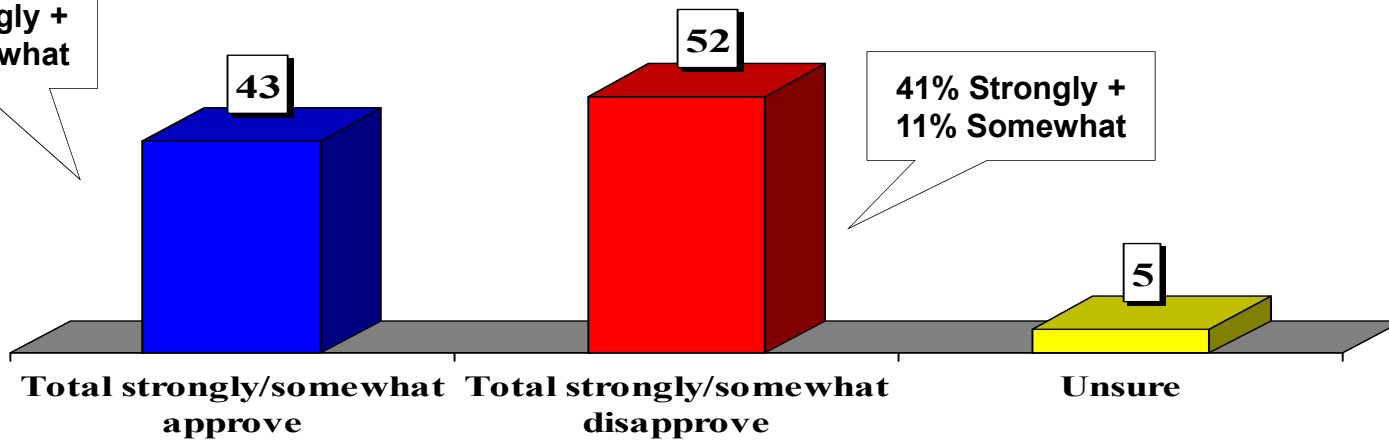
@OHomnibusSurvey
@FallonResearch

-9% Net Approval

SELECT SUB-GROUP RESULTS



**31% Strongly +
12% Somewhat**



Generally speaking, do you approve or disapprove of the job being done by President Donald Trump?

Presidential Approval Rating

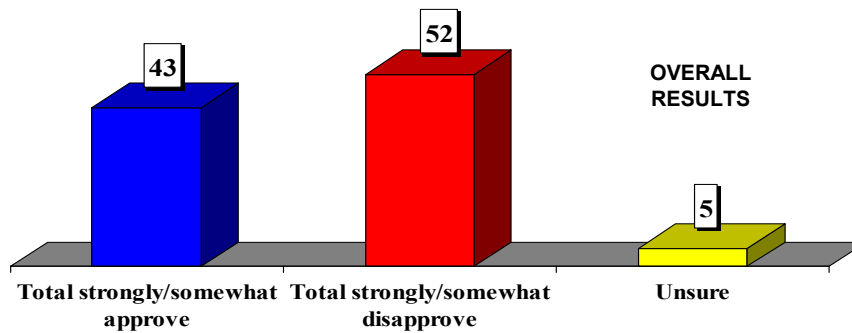
www.OhioOmnibusSurvey.com

All Materials and Intellectual Property ©2018 Fallon Research & Communications, Inc.



@OHOmnibusSurvey
@FallonResearch

-9% Net Approval



		PARTISAN REGISTRATION:						Table Total
		Democrat		Republican		Unaffiliated/other		
		GENDER:		GENDER:		GENDER:		
		Male	Female	Male	Female	Male	Female	
		Col %	Col %	Col %	Col %	Col %	Col %	Col %
CONSOLIDATED: Generally speaking, do you approve or disapprove of the job being done by President Donald Trump?	Total approve	15%	11%	81%	68%	47%	30%	43%
	Total disapprove	81%	86%	17%	28%	46%	61%	52%
	Unsure	4%	4%	2%	4%	7%	9%	5%
Table Total								

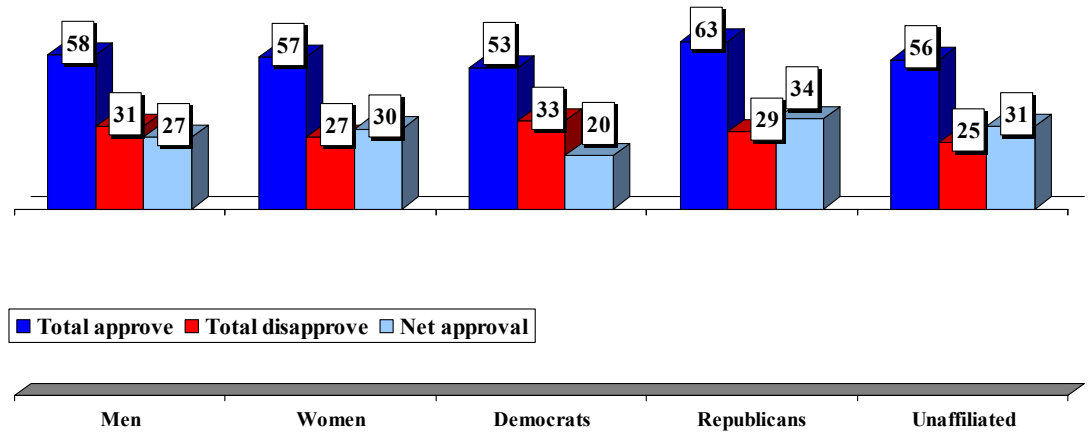
-66% Net approval	↔ 9% Differential	-75% Net approval	↔ 24% Differential	64% Net approval	↔ 30% Differential	40% Net approval	1% Net approval	-31% Net approval
-------------------	-------------------	-------------------	--------------------	------------------	--------------------	------------------	-----------------	-------------------

Generally speaking, do you approve or disapprove of the job being done by President Donald Trump?

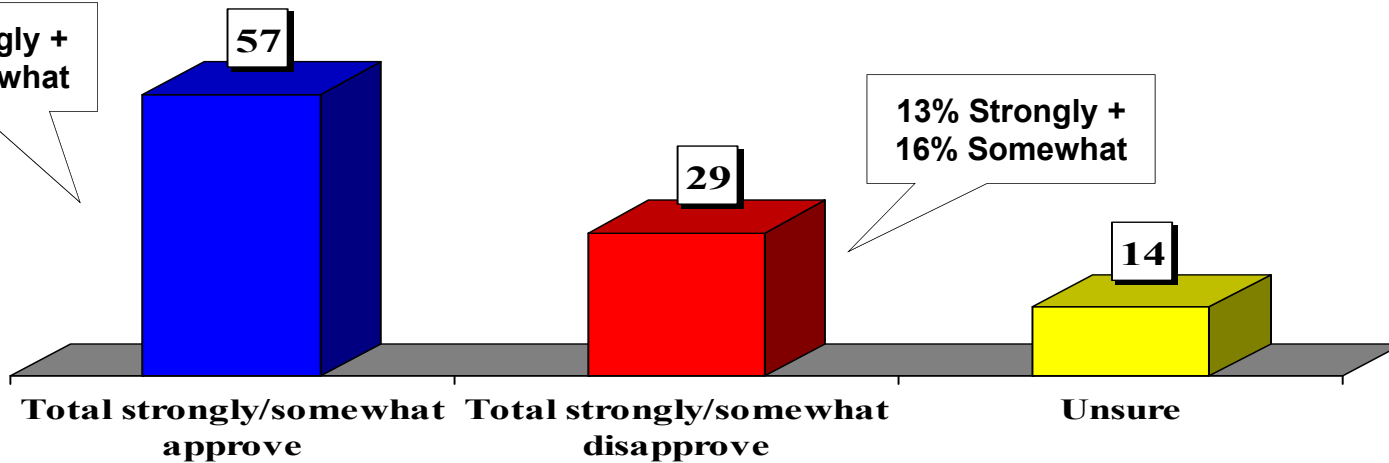
Nested Cross-Tabulation

28% Net Approval

SELECT SUB-GROUP RESULTS



21% Strongly +
36% Somewhat



13% Strongly +
16% Somewhat

Generally speaking, do you approve or disapprove of the job being done by Ohio Governor John Kasich?

Gubernatorial Approval Rating

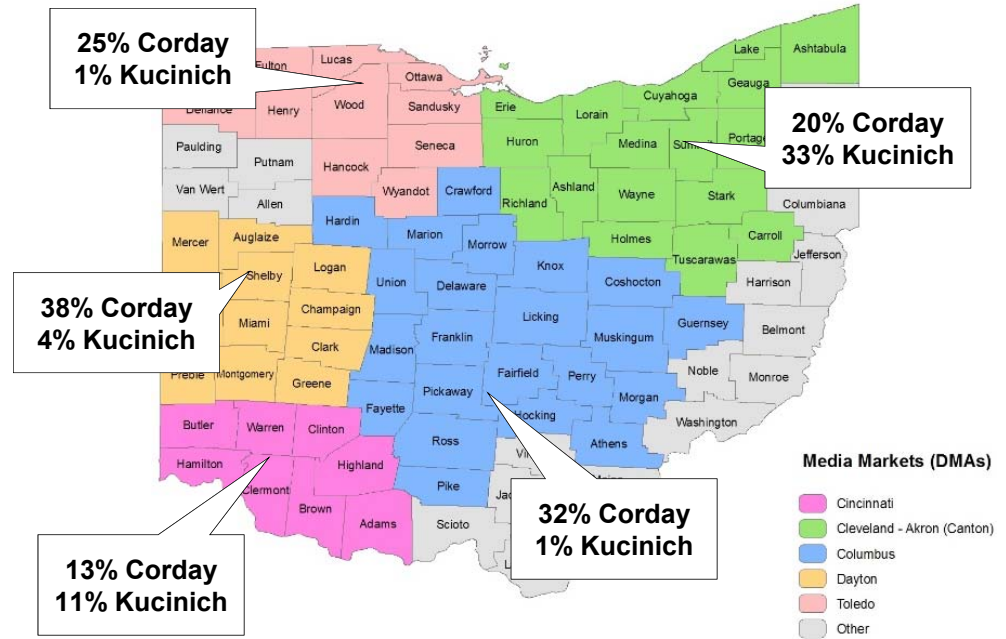
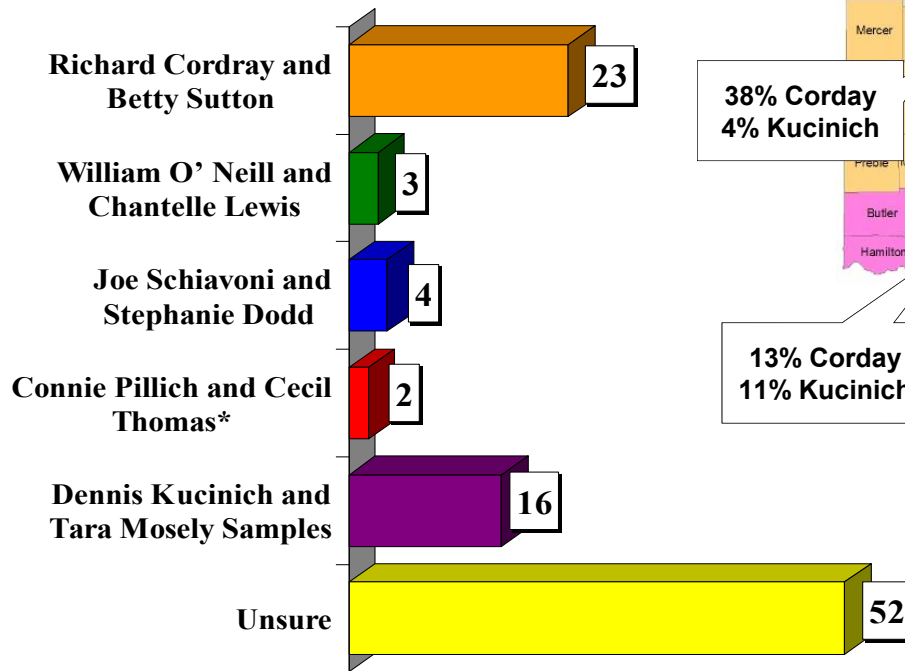
www.OhioOmnibusSurvey.com

All Materials and Intellectual Property ©2018 Fallon Research & Communications, Inc.



@OHomnibusSurvey
@FallonResearch

FRONTRUNNERS:
23% Cordray/Sutton
16% Kucinich/Samples



FRONTRUNNER RESULTS BY MEDIA MARKET

If the primary election to choose the Democrat nominees for governor and lieutenant governor were held today, and you were voting, which one of the following candidates would you vote for?

Democrat Primary Election

* Placeholder, as survey commenced before announcement

n=248

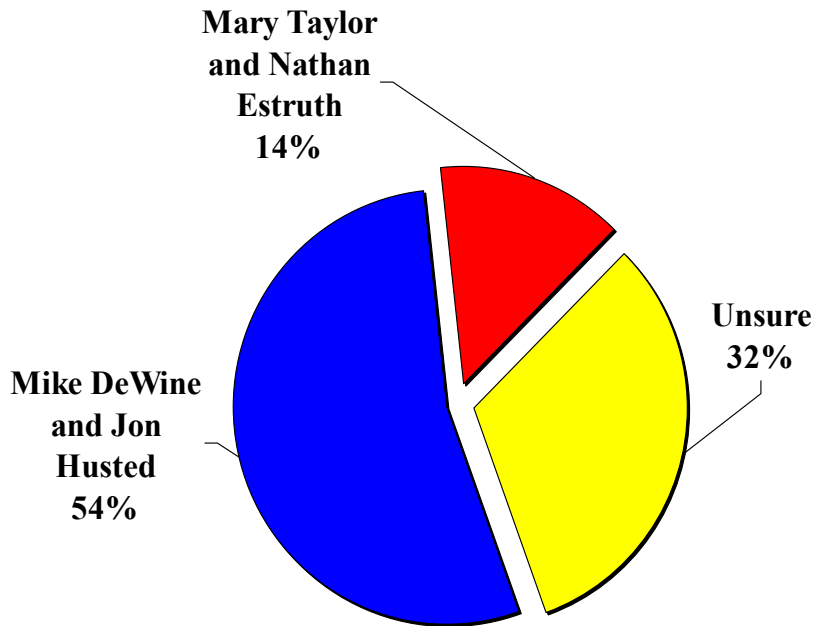
www.OhioOmnibusSurvey.com

All Materials and Intellectual Property ©2018 Fallon Research & Communications, Inc.

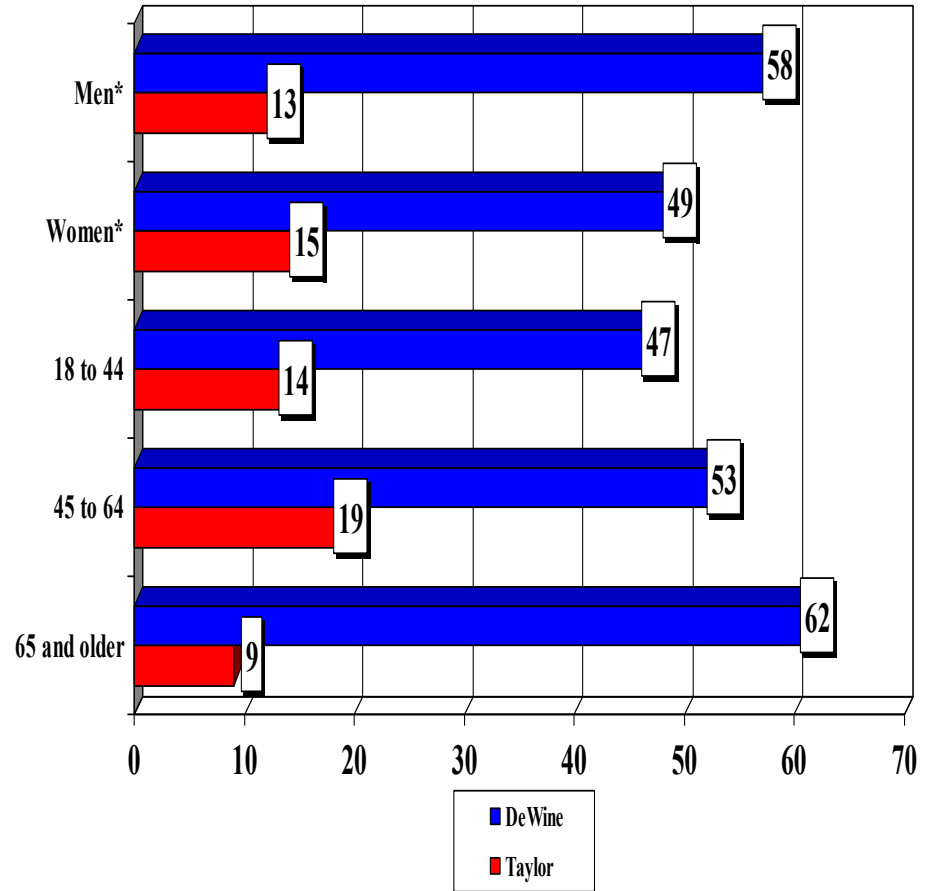


@OHomnibusSurvey
 @FallonResearch

40% DeWine Lead



SELECT SUB-GROUP RESULTS



If the primary election to choose the Republican nominees for governor and lieutenant governor were held today, and you were voting, which one of the following candidates would you vote for?

Republican Primary Election

* Difference is not statistically significant

n=286

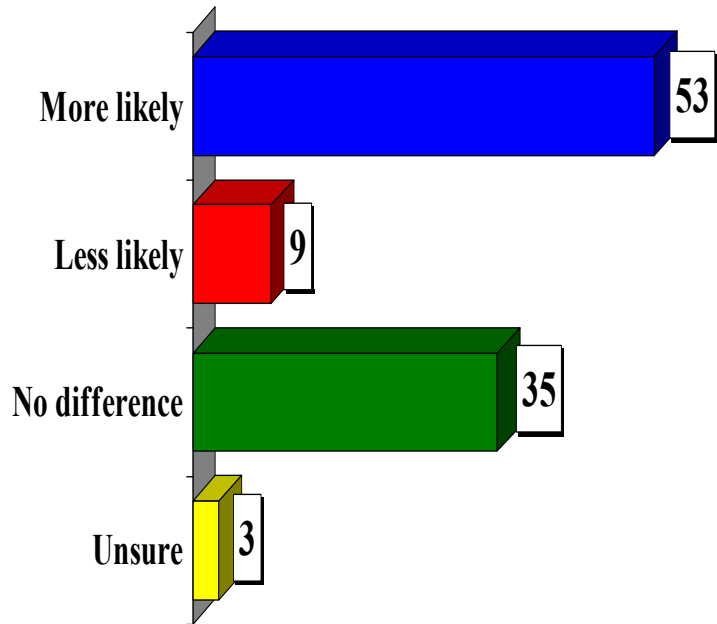
www.OhioOmnibusSurvey.com

All Materials and Intellectual Property ©2018 Fallon Research & Communications, Inc.

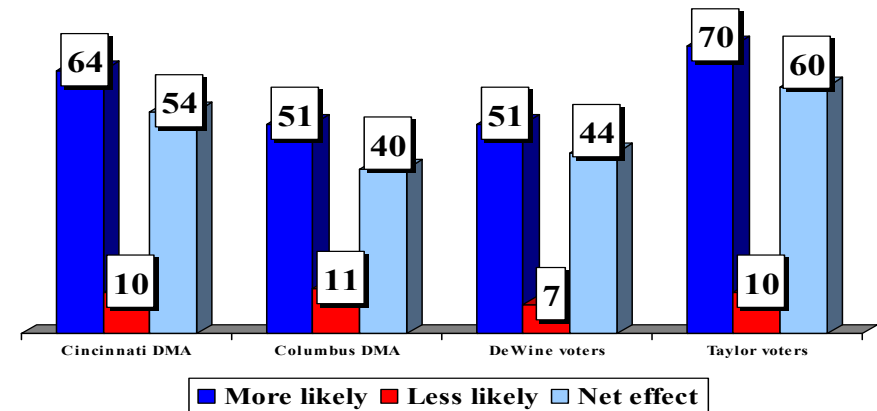
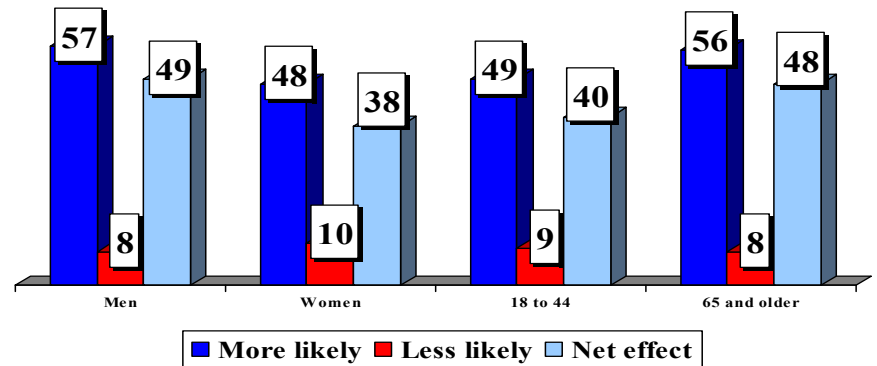


@OHOMnibusSurvey
@FallonResearch

42% Net Effect



SELECT SUB-GROUP RESULTS



Generally speaking, if a candidate for the Republican Party's nomination for governor strongly agreed with the political views and policy ideas of President Donald Trump, would you be more or less likely to vote for him or her, or would it make no difference in your decision?

Impact of Trump Solidarity

* Difference is not statistically significant

n=286

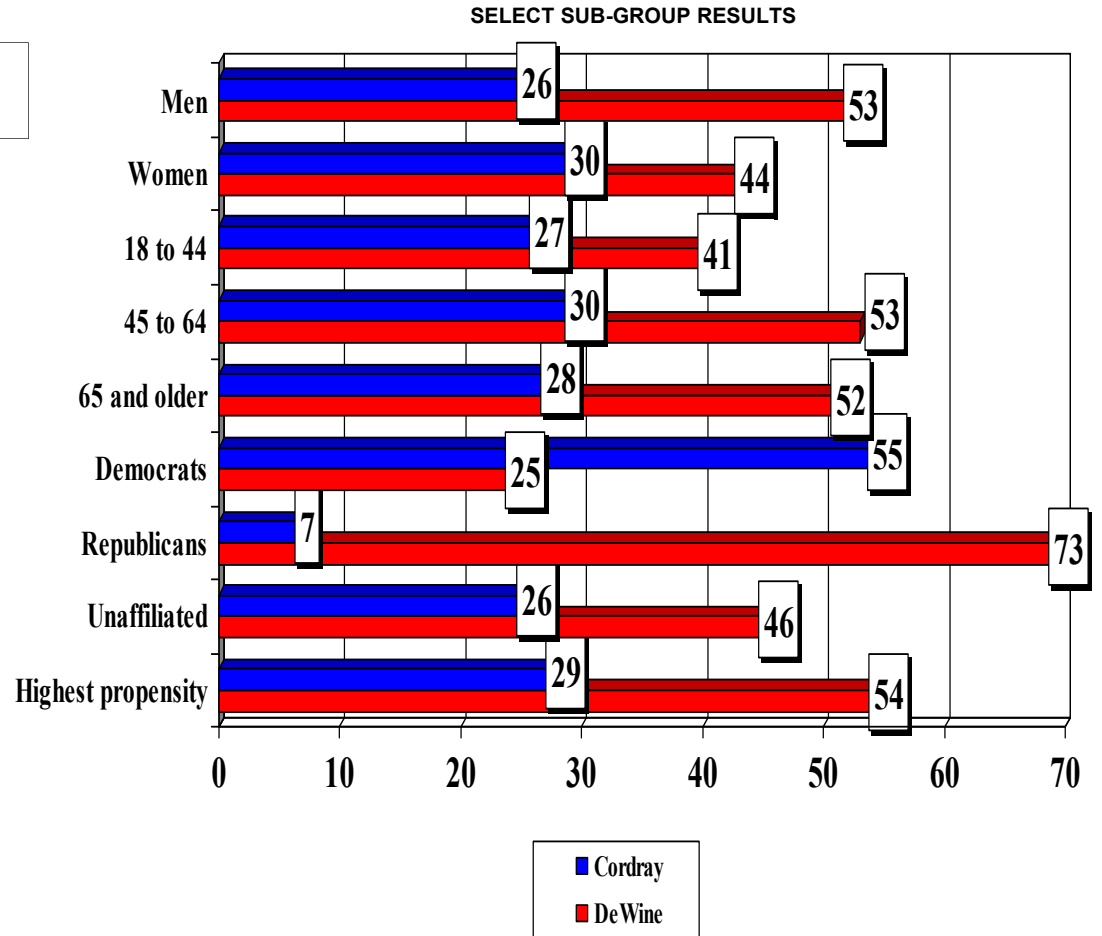
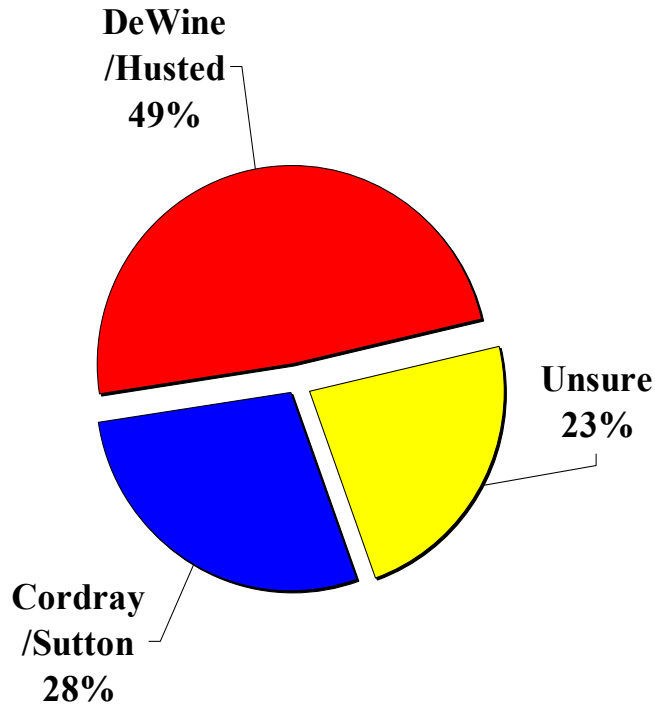
www.OhioOmnibusSurvey.com

All Materials and Intellectual Property ©2018 Fallon Research & Communications, Inc.



@OHomnibusSurvey
@FallonResearch

21% Net DeWine Lead



Supposing for a moment that the election for governor and lieutenant governor of Ohio were held today and the candidates were Republicans Mike DeWine for governor and Jon Husted for lieutenant governor running against Democrats Richard Cordray for governor and Betty Sutton for lieutenant governor, which would you vote for?

Hypothetical November Gubernatorial Ballot

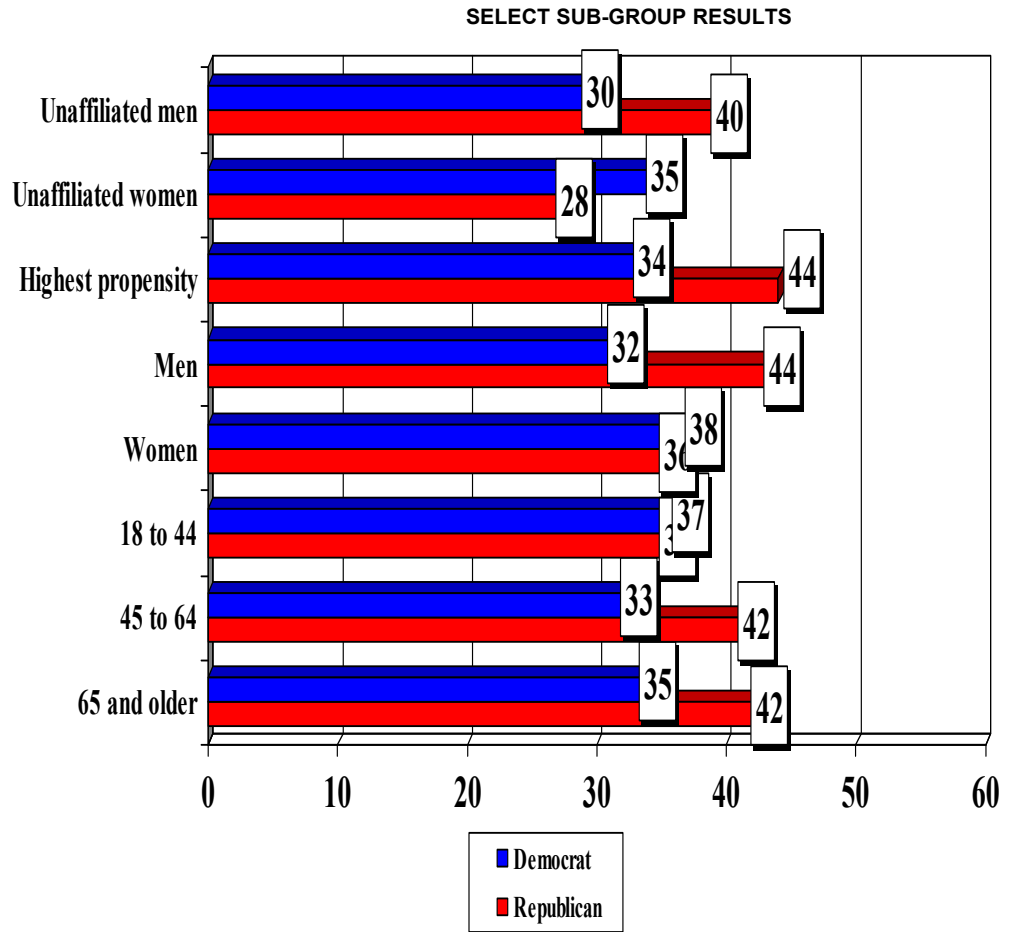
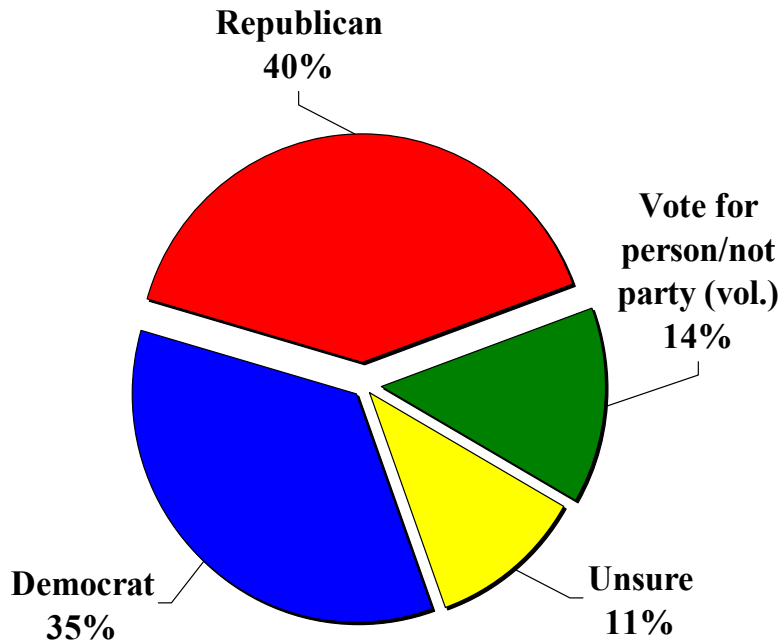
www.OhioOmnibusSurvey.com

All Materials and Intellectual Property ©2018 Fallon Research & Communications, Inc.



@OHomnibusSurvey
@FallonResearch

5% Net Republican Lead



In the November election for U.S. Congress to represent the community where you live, do you intend to vote for the Democrat candidate or Republican candidate?

Generic Congressional Ballot*


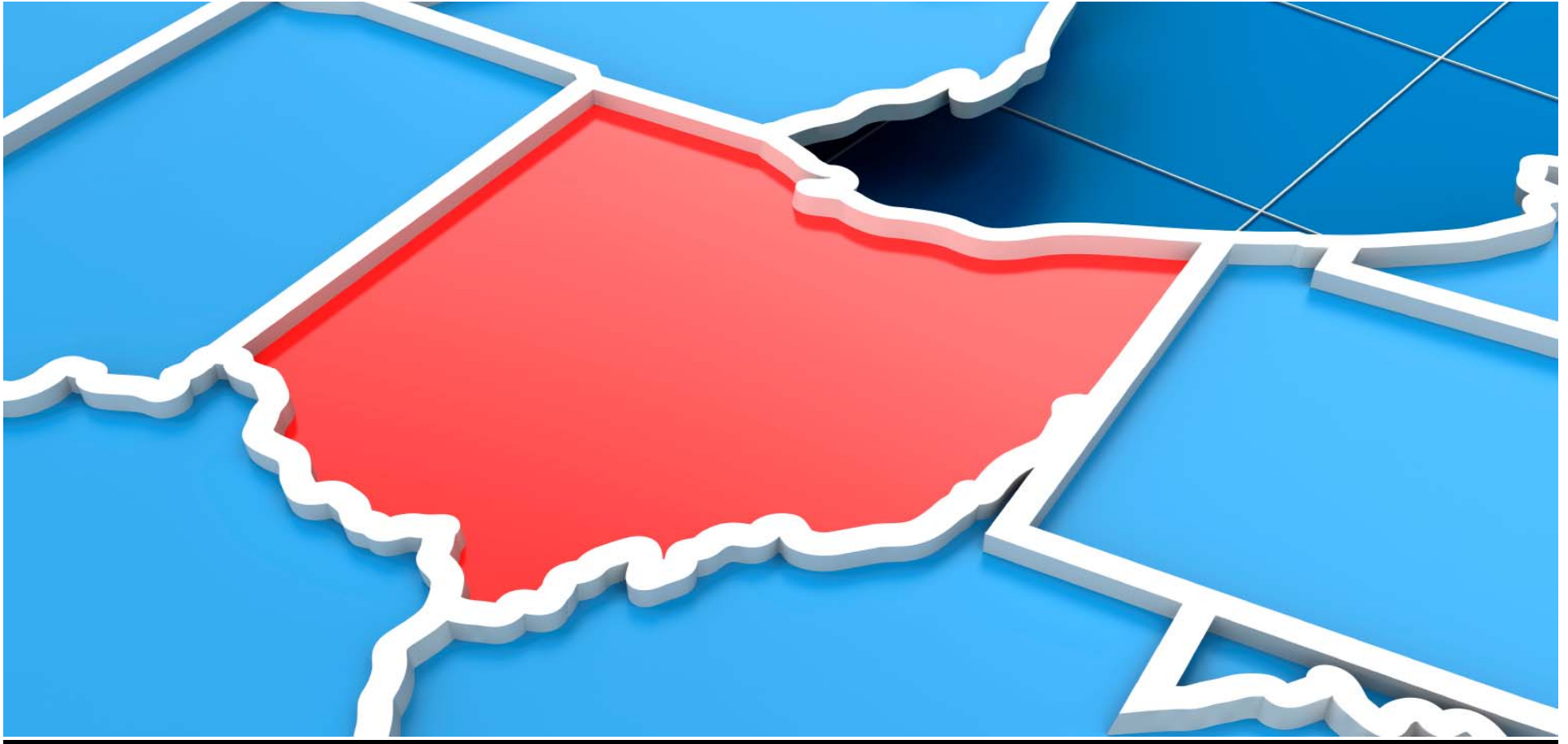
* Commissioned by Fallon Research & Communications, Inc. and will be publicly released

www.OhioOmnibusSurvey.com

All Materials and Intellectual Property ©2018 Fallon Research & Communications, Inc.



@OHomnibusSurvey
@FallonResearch



QUESTIONS?

www.OhioOmnibusSurvey.com

All Materials and Intellectual Property ©2018 Fallon Research & Communications, Inc.



@OHomnibusSurvey
@FallonResearch