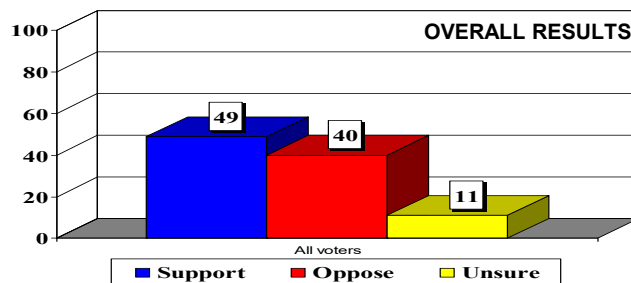


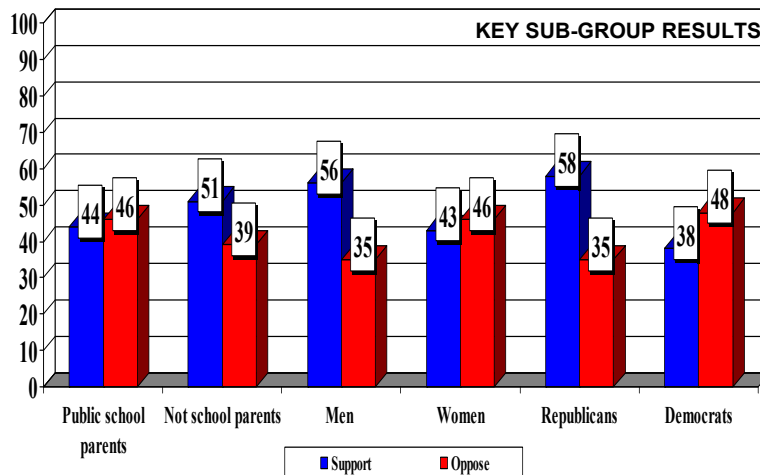
Ohio Voter Survey Results: Parents and voters are divided about the idea of tougher high school graduation requirements

QUESTION WORDING:

“As you may know, Governor John Kasich is considering new standards for graduation from Ohio high schools. Generally speaking, do you support or oppose stricter and more rigorous standards to graduate from Ohio high schools?”

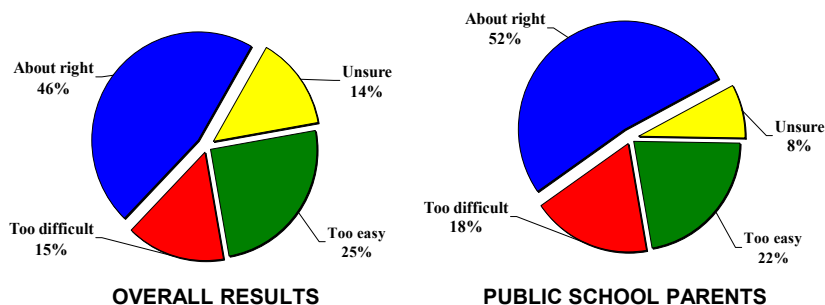


Reactions to the Governor’s recent proposal to revise graduation standards were quite tepid, with support varying greatly. It was below 50% among some key segments of the Ohio electorate, such as parents of public school students, who were particularly ambivalent. This may be due to a lack of a strong consensus about the rigor of the current standards (see below). Views appeared to be tinged by partisanship, as the largest contrast in support was between Republicans and Democrats.



QUESTION WORDING:

“Generally speaking, do you think that the State’s graduation requirements for Ohio high school students are too difficult to accomplish, about right or too easy to accomplish?”



Methods

This survey research data was gathered through telephone interviews that specially-trained interviewers conducted with 801 randomly-selected registered voters in the State of Ohio with histories of voting in recent November general elections, who had valid residential, VOIP or cellular telephone numbers. The interviews were performed during the period of January 24, 2017 through January 28, 2017. The overall estimated margin of sampling error is +/- 3.46%, based on a confidence level of 95%, although it varies for each individual question. This means that if this survey were repeated, 95 times out of 100 the results would be within plus or minus 3.46% of those provided herein. Adjustments were made to weight the results toward demographic and geographic characteristics of the state’s electorate, in order to account for under- and over-sampling that normally occurs as a result of the random selection process, and to ensure that all major sub-groups are represented in proportion to their actual percentages. Like all polls, this survey research is subject to other possible sources of error, such as unintentional bias in the wording of questions, data-entry error and nonresponse bias. **Please note that this survey question was not funded or commissioned by any organization or committee, nor was Fallon Research & Communications, Inc. retained by any parties of interest in this matter.**

www.OhioOmnibusSurvey.com

Conducted by Fallon Research & Communications, Inc.
www.FallonResearch.com

All Materials and Intellectual Property ©2017 Ohio Omnibus Survey™



@OhOmnibusSurvey